



# NOTICE

Notice is hereby given that the Mayor and City Council will hold a Work Session on October 6, 2010 in the Council Chambers, 45 West 100 South, beginning at 6:00 pm.

## **DISCUSSION ITEMS**

1. Temporary Businesses Licensing Regulations
2. Temporary Land Uses
3. City Council Agenda Items
4. General Discussion

If you are planning to attend this Public Meeting and, due to a disability, need assistance in understanding or participating in the meeting, please notify the City Office ten or more hours in advance and we will, within reason, provide what assistance may be required.

---

By: Susan B. Farnsworth, City Recorder

Posted:  
City Offices  
Post Office  
Zions Bank

**MINUTES OF A COUNCIL WORK SESSION  
HELD IN THE COUNCIL CHAMBERS  
OCTOBER 6, 2010**

Mayor James E. DeGraffenried called the meeting to order at 6:00 pm. Council Members present: Filip Askerlund, Martin Green, James Linford, Rick Steele, and Brent Vincent.

Others attending: City Manager Ben Reeves, Director of Public Safety Dennis Howard, Director of Administrative Services Shannon Hoffman and Legal Counsel Brett Rich.

Ms. Hoffman reported the Administrative Department has been busy with day to day activities as well as holding weekly meetings. See attachment "A" for a summary.

Mr. Howard he appreciates the opportunity to report to the Mayor and Council Members. He reviewed the calls for service for the EMS, Fire and Police Departments. He also reviewed the budget expenditures for each department. See attachment "B" for a summary.

Mr. Reeves reported the Utility Billing Clerks are receiving a number of calls with regard to the new sewer rates. He has drafted a question and answer sheet addressing the most frequently asked questions. Mr. Reeves reviewed the question format associated with the application for utility assistance program. Council Member Askerlund voiced his concerns with some of the wording in the application as well as information being requested.

The reported schedule for the Water Reclamation Facility is as follows:

- November 23 – J-U-B will invite representatives of USDA to the bid opening
- December 1 – Resolution authorizing the Mayor to sign the bond documents
- December 15 – Award of Contract
- January 5 – Issuance of Notice to Proceed

***Temporary Businesses Licensing Regulations***

There wasn't time to discuss this item.

***Temporary Land Uses***

There wasn't time to discuss this item.

***City Council Agenda Items***

The Council Meeting agenda was reviewed with the all Council Members questions or comments being addressed.

***General Discussion***

At 6:55 pm the meeting concluded.

## Santaquin City Administrative Department October 6, 2010

- Weekly meetings to coordinate with departments. Meeting have included Customer Service training such as (Taking Initiative, Going the Extra Mile, Telephone Protocols, etc). Continue to emphasize Customer Service by seeking out and providing some sort of customer service related training once a month.
- Cross Training Program – Would like to implement a cross training program (Utilities, Recorder, Payroll).
- Drug & Alcohol Policy - Worked with Brett to amend Drug Free Workplace Policy. City Council approved Ordinance 7-1-2010 which made requested changes. Attending individual department meetings to train employees on policy and have employees sign acknowledgement that they have received new policy and agree to abide by its terms. Scheduled to attend Fire and EMS training on Nov 4<sup>th</sup>.
- Drug testing – Continue to drug test all new employees. Administer "Random Drug Testing" for all safety sensitive employees. Equates to approximately 30 random drug tests per year.
- Personnel  
PT Recreation Instructors – 6 new (2 tumbling, 2 dance, karate, aerobics)  
PT Court Clerk - Interview and Job Offer – Started on August 31<sup>st</sup>  
PT Janitor – Interview and Job Offer – Started on September 23<sup>rd</sup>  
PT Recreation Assistant – Interviews October 6<sup>th</sup>  
PT Landfill Attendant – Job Offer – Candidate coming in on Monday for pre-employment drug test and background check.
- Bail Schedule Resolution – Resolution similar to fee schedule resolution so amendments to the bail schedule for the court don't have to be made by amending the Ordinance. Brett is reviewing this.
- Court Conversion to Coris – Conversion will be complete on October 25<sup>th</sup>. Jane has been working with Coris and the State since July providing information to make the conversion go smoothly. Jane training October 5-6 with city officer training on October 25<sup>th</sup>.
- LWCF Grant – Application is due Oct 14, 2010. Applying for funding for improvements to the North Orchard Park expansion.
- STAG Grant – send in first request, additional information requested, sent requested information along with opinion letter from attorney, attorney opinion letter being reviewed by State Attorney Office. Once first reimbursement is funded the second will be sent.
- Utah County Recreation Grant – Project (expansion of the holding pens at arena) is complete. Reimbursement was requested and received.
- E-Verify Registration and Use – SB 81 required that "Each public employer shall register with and use a Status Verification System to verify the federal employment authorization



status of a new employee" and also "a public employer may not enter into a contract for the physical performance of services within the state with a contractor unless the contractor registers and participates in the Status Verification System to verify the work eligibility status of the contractor's new employees that are employed in the state."


Santaquin City is now registered and using E-Verify a free program administered by the Department of Homeland Security. As per law we need to make sure that future contracts include language that requires contractor's to participant in a verification system.

- Surplus Property –Snow Plow – no bids were submitted. Need to be declared surplus and advertised (2000 Ford Ranger). Monies Collected this FY (Jersery Barriers & EMS Equipment \$9,900). Pending Surplus Property (Real Property located by Landfill).
- Employee Evaluations – took place August 16 – Sept 24.  
(August 16-20 - Get factors/values to Dept Dir/Sup to amend if needed, create and distribute peer evaluations)  
(August 23-27 - Input factor/value changes requested by Dept Dir/Sup, collect peer evaluation)  
(August 31- Sept 3 - Distribute peer evaluations to Dept Dir/Sup, Process formal evaluations, work with employees to do online evals, print and distribute to Dept Dir/Sup)  
(Sept 6-10 - Dept Dir/Sup Meet with employees to discuss evaluations and to sign evaluation, paperwork for increases, input increase in computer for payroll)  
(Sept 20-24 – Mayor and City Manger meet with Dept Directors).  
Done for another year....
- Asbestos Testing, Air Quality Permits and utility disconnections for 45 North Orchard Lane (Olson House) and 300 West Main. Asbestos results back, waiting for utility disconnection and burn to be scheduled by Fire Department so the application can be submitted to Dept Air Quality.
- Employee Handbook – Working with Ben to update Personnel Policies and Procedures. 85% complete, with only Leave Policies, Overtime/Comp time Policies and section on Accident Protocols as related to the Drug Policy left to review. Will be sent to Brett for review, then to City Council for review and approval.
- Health Care Reform – Applies to plan years beginning on Sept 23, 2010 and thereafter. Both our Health and Dental providers started some changes earlier, specifically "Dependent are covered to age 26 regardless if living at home". Attended a training at league and First West Benefits on how Health Care Reform impacts us.
- Human Resources Management Study – Looking into an update to our compensation system by Personnel Systems & Service. They re-evaluate things such as, classification, pay grades, labor market, etc. The amount of work will depend on cost. This will take place sometime in November or December so the updated information will be available when that new budget year approaches.
- Garbage Disposal - Investigated several options to save money on garbage disposal (looked into costs of own transfer station, met with reps from SUVSWD and Payson City, talk to reps from Nephi). Contract options with Payson City for disposal and possible resident landfill use being discussed.
- Risk Management - Susan has formed a Safety Committee/Risk Management Team to help keep our employees safe, in turn, this will reduce the costs of our Worker Comp and Liability insurance. This committee will meet monthly to discuss related issues and implement better safety practices.

- Audit for FY 09-10. The auditors were here last week. Audit report expected to be presented to City Council in November.
- Cash Handling Training – Jody provided training for all employees who handle monies as part of their job.
- Identity Theft Prevention (Red Flag) Policy - Regulation of Federal Trade Commission requiring creditors that hold customer accounts to develop and implement a written identity theft prevention program. Policy is being reviewed and will be on next weeks agenda for consideration for approval. ULGT also has some training available for staff, which we will take advantage of.
- Update to Cemetery Ordinance - Jody has been working on updating the Cemetery Ordinance to better meet our needs. She has done lots of research and has done a great job putting the information together. Final reviews from staff are in progress. Document will be sent to Brett for review and then to City Council.
- Update to Utility Billing policies and procedures. Will be reviewing other cities best practices and will putting together information for the City Council to review.
- Bills went out with new sewer rates. Just out of curiosity we have tracked the number of calls received. There have been approx. 60 calls from Monday to Wednesday.

Call Nature	With Genola	With Goshen	For Payson	In Santaquin	In County Area	Grand Total
ACCIDENT-PI	6	2	1	36	11	56
AGENCY ASSIST	1			2		3
ALARM-FIRE		2		20		22
FIRE-ALARM COMM		1		6		7
FIRE-ALARM RES				2		2
FIRE-BRUSH				2		2
FIRE-GAS LEAK				2		2
FIRE-INVESTIGAT	1	2		6		9
FIRE-OUTSIDE				3		3
FIRE-RES	2					2
FIRE-THREATENED				2		2
FIRE-VEHICLE				2		2
HAZMAT-LARGE				1		1
HAZMAT-SMALL				1		1
MEDICAL	16	15		90	8	129
MEDICAL TRANS			1	2		3
SAR					1	1
STAND-BY				1		1
Grand Total	26	22	2	178	20	248





# Santaquin Police Department

## Total Traffic Citation Report, by Violation

<u>Violation</u>	<u>Description</u>	<u>Total</u>
	[No code entered]	17
3-1-3	Business License Violation	1
41-12a-301	Driving W/O Insurance	1
41-12a-302	Insurance-No Insurance	9
41-12a-302.2	X Insurance-No Proof	1
41-12a-303	Insurance-No	7
41-12a-303.2	Insurance-No Proof	26
41-12a-603	Reg-driving on susp/revoked	5
41-1a-1303	X Reg-No-Expired	26
41-1a-1303{2}	Reg-Fail to Register/Expired	3
41-1a-1305..3	Plate-Improp-Other Vehicle	1
41-1a-202..3		1
41-1a-214	Reg-Not In Vehicle	1
41-1a-215(1)	Expired Registration	6
41-1a-404..1	X Plate-Require to Display	1
	two	
41-1a-704	Plates-Display Prev Owners	5
41-22-3(1)(a)	OHV-Registration Required	1
41-6A-601	Speeding- MPH Describe	83
41-6a-1401	Parking Problem	1
41-6a-1601	Equipment faulty/unsafe	11
41-6a-1603..11	Lights-Head-Drive Without	2
41-6a-1604..1	Lights-Head Required	3
41-6a-1604..2a	Lights-No Tail-Brake	2
41-6a-1604..3	Lights-Brake-Turn Required	1
41-6a-1618	Lights-Not Orig Design-Per-	1
	form	
41-6a-1626(2)	Muffler-Excessive fumes/	2
	smoke	
41-6a-1633	Mud Flaps-(POE)	2
41-6a-1635(1)	Windows-Violation of Tinting	1
41-6a-1702	Driving On Sidewalk	1
41-6a-1707	Entering Without Suffic	2
	Space	
41-6a-1712..1	X Littering-Highway/Lighted	1
	ma	
41-6a-1803(1)	Seat Belt-Driver Must Wear	8
41-6a-1803(2)	Seat Belt-Passanger Under 16	5
41-6a-1803..1b	X Seat Belt-driver Res	1
	Child<5	
41-6a-1803..1c	X Seat Belt-Driver Res	2
	Child>5	

Total Traffic Citation Report, by Violation

Page 2 of 2

<u>Violation</u>	<u>Description</u>	<u>Total</u>
41-6a-1803..2	X Seat Belt-passenger Wear	2
41-6a-401(1)(b)	Acc-Leave Scene	1
41-6a-518(4)(a)	Ignition Interlock-no Install	1
41-6a-518..2	X Ignition Interlock-Drive WO	4
41-6a-602..1	X Speed Posted Other	1
41-6a-604	Speeding-School Zone-De- scribe	1
41-6a-606(1)	Speed-Exhibition Of-Contest	3
41-6a-701	Wrong Side Of Road	3
41-6a-705..2	Pass-Illegal On Right	1
41-6a-708..2	Pass-In A No Passing Zone	3
41-6a-710	Pass-Improper usage of lanes	1
41-6a-711	X Following to Close	1
41-6a-804	Signal-Turn/Stop/Chng lane w/o	2
41-6a-901..1	Yield-Fail To Veh In Intersect	1
41-6a-902..2	Stop Sign-Fail to Yield	14
41-6a-906	Fail to obey traf sign/device	4
53-3-202	Never Obtained Drivers Li- cense	22
53-3-202(1)(A)		1
53-3-202(1)(a)	DL-Expired	7
53-3-217	DL-Not In Possession	2
53-3-227	DL-Denied-Sus-Rev	45
53-3-227(2)	DL-Suspension (Class C)	4
53-3-227(3)(a)	DL-Rev-Sus-For Alcohol- Drug	3
53-3-232..3	DL-No Alc Cond License Vi- olati	1
53-3-404..3a	X DL-CDL Suspended or Re- voked	2
58-37a-5	CS-Paraphernalia Possession	3
76-6-404	Theft	1
76-9-102	Peace-Disorderly Conduct	1
76-9-201	Tele/Elec Comm Harassment	1
SQ5-2-4	Dog licensing requirements	1
SQ5-2-7	Control of rabies/rabid animal	1
SQ5-2-9	Dogs at large penalties	2
SQ6-2-1	Off highway vehicles	3


Report Totals

384

Report Includes:

All dates of issue greater than '00:00:01 01/01/10', All agencies matching 'SQPD', All issuing officers, All areas, All courts, All offense codes, All dispositions, All citation/warning types





# Santaquin Police Department

## Law Incident Total Report, by Offense Codes

<u>Obs. Offense</u>	<u>Description</u>	<u>Total Number</u>
		17
AGNC	Agency Assist	94
ALAR	Alarm	107
AMAS	Ambulance or Medical Assist	58
ANBI	Animal Bite	12
ANCA	Animal Carcass	30
ANCR	Animal Cruelty	6
ANLV	Animal Livestock	29
ANNO	Animal Noise	31
ANPR	Animal Problem	339
ANST	Animal Stray	175
ANWL	Animal Wild	14
AOFF	Alcohol Offense	20
ASIM	Assault-Simple	23
ASKN	Assault With A Knife	1
ASPS	Assault-Police-Simple	2
BLIC	Business License	12
BUNF	Burglary-Non-Res-Forced Entry	2
BUNU	Burglary-Non-Res-Unlawf Entry	6
BURA	Burglary-Resd-Att Forced Entry	2
BURF	Burglary-Resd-Forced Entry	5
BURU	Burglary-Resd-Unlawf Entry	11
CDIS	Citizen Dispute	3
CHAN	Child Abuse or Neglect	8
CITA	Citizen Assist	305
CIVL	Non-Criminal Civil Complaint	105
CMIS	Criminal Mischief	66
CSIN	CS-Drug Intelligence	1
CSPA	CS-Poss-Meth	2
CSPH	CS-Poss-Heroin	1
CSPM	CS-Poss-Marijuana	5
CSPO	CS-Poss-Other	3
CSPP	CS-Poss Paraphernalia	9
DBOD	Dead Body	1
DCFS	DCFS Case	5
DCON	Disorderly Conduct	16
DUI	Driving Under Influence	22
ESCO	Escort	1
EXPL	Explosive Problem	2
FINS	Fire-Inspection	1
FIRE	Fire	33
FIWK	Fireworks	11

Law Incident Total Report, by Offense Codes

<u>Obs. Offense</u>	<u>Description</u>	<u>Total Number</u>
FMCA	Domestic Violence Involved	3
FMCI	Custodial Interference	11
FMDV	Domestic Violence With Arrest	9
FMFI	Domestic Violence - No Arrest	3
FMKP	Keep The Peace-Family	34
FMNC	No Contact Order-Violation	1
FMPO	Protective Order	1
FMPR	Family Problem-No Violence	51
FMVC	Domestic Violence Child Presen	3
FNBC	Bad Check	1
FNFO	Forgery	6
FNFR	Fraud	34
FPER	Found Person	8
HANG	911 Hang-Abandoned Call	129
HARR	Harrassment	40
HZCO	Hazardous Condition-Non Hazmat	8
IMVH	Impound-Vehicle	13
INFO	Information	50
INTP	Intoxicated Person	4
JUNK	Junk Permit	239
JUVP	Juvenile-Problem	58
JUVR	Juvenile-Runaway	16
JUVU	Juvenile-Ungovernable	2
KPEC	Keep the Peace-Civil	14
LITT	Littering	8
MENT	Mental Subject	21
MPER	Missing Person	15
NUIS	Nuisance	174
OJOT	Obstruction-Other	1
OJTE	Obstruction-Tampering Evidence	1
ORDV	Ordinance Violation	69
PAPR	Paper Service	23
PDNV	Property Damage-Non Vandalism	6
PRFO	Property-Found	8
PRLO	Property-Lost	8
PRRV	Vehicle Recovered	2
PUPR	Public Presentation	1
REPO	Repossession	17
SRCH	Search Warrant	1
STLK	Stalking	2
SUSP	Suspicious	200
SXCH	Sexual Abuse of Child	6
SXFA	Sexual Abuse-Forcible	2
SXIN	Incest	1
SXLD	Lewdness	1
SXPO	Pornography Problem	1

Law Incident Total Report, by Offense Codes

Page 3 of 3


<u>Obs. Offense</u>	<u>Description</u>	<u>Total Number</u>
SXRA	Rape	2
SXRC	Rape of a Child	1
TAHR	Traffic Accident-Hit & Run	15
TANR	Traffic Accident-Non Reportabl	7
TAPI	Traffic Accident-Injury	19
TARP	Traffic Accident-Reportable	44
THRE	Threatening	12
TOBP	Tobacco Problem	4
TOFF	Traffic Offense	79
TPBC	Theft-Property-Bicycle	2
TPBD	Theft-Property-Building	1
TPMV	Theft-Property-From Motor Vehi	33
TPOT	Theft-Property-Other	58
TPPS	Theft-Property-Purse Snatching	1
TPSH	Theft-Property-Shoplifting	9
TPSV	Theft-Services	1
TPVP	Theft-Property-Vehicle Parts	3
TRES	Trespassing	14
TVAU	Theft-Vehicle-Automobile	5
TVMC	Theft-Vehicle-Motorcycle	1
UNSP	Unsecure Premise	1
VHAB	Vehicle-Abandoned	18
WAJC	Warrant Served UCJustice Court	4
WARC	Warrant-Civil	1
WARF	WARRANT-Felony	13
WARM	Warrant-Misdemeanor	72
WARR	WARRANT (Code Expired )	13
WASR	Warrant Served For Other Agenc	28
WOFF	Weapons Offense	14
XPTR	Extra Patrol	413

Total reported: 3790

Report Includes:

All dates greater than '00:00:01 01/01/10', All agencies matching 'SQPD', All offenses observed, All offenses reported, All offense codes, All location codes



**Don't be scared****October 2010**

It's time for goblins, ghouls, comic book characters, favorite movie actors and just about any funny, scary or realistic looking person (or thing) to come out of the woodwork...yes it's Halloween time!

Halloween safety for our young trick-or-treaters is a community-wide effort; from parents outfitting kids in safe costumes to drivers navigating the streets with the multitude of ghostly pedestrians to the candy suppliers (residents); it's a team effort to make sure this fun night stays exactly that, fun! Here are some tips for everyone to keep in mind for Halloween night!

**Parents:**

- ✓ Dress your children in costumes that are not dark in color and can easily be seen by motorists.
- ✓ Make sure the costume does not have any loose or dangling items that could come in contact with a jack-o-lantern candle.
- ✓ Masks and other face covering items should not obscure or reduce the child's visibility.
- ✓ When trick-or-treating, be sure to escort your children, or go as a neighborhood group with at least one parent.
- ✓ Go to homes that you trust and that you select. Inspect all treats when you return home *before* the candy "feast" begins.

**Kids:**

- ✓ There are a lot more of you out at night than normal so be extra careful when crossing the street at crosswalks. Be sure to look both ways and only go if you have PLENTY of time... don't forget, costumes can slow you down!
- ✓ Use a flashlight when out trick-or-treating to light up the way.
- ✓ Only go to homes that you know and trust and be sure to have your parents inspect all candy before you dig in.


**The Rest of Us:**

- ✓ On the road, it's the perfect night to slow down and be extra vigilant for pedestrians (and goblins).
- ✓ Only open your door to visitors if you feel safe and you can see through your peephole or window and determine that it is most likely candy seekers.
- ✓ Make sure the path to your front door and your front porch doesn't pose any significant safety hazards such as exposed burning candles, tripping hazards or other things that can make your home one to skip.

**HOME SECURITY 101****Secure your Sliders**

No, we're not talking mini-hamburgers and hotdogs; we're talking about doors and windows that slide to open. While very popular and easy to use, sliding doors do come with some special security concerns. Newer doors may (and should) already have the security weaknesses addressed, but older doors may not quite meet the bill of true home security; but don't worry there is a fix!

The two main vulnerabilities of the door are that it may be lifted out of its track and that it may be forced to slide open. Let's first deal with coming out of the track...





When installing a door, the frame, which includes the permanent (non-sliding) door, is installed into the wall. Then the "slider" door is lifted up and into the track (so the bottom of the door clears the lower track "lip") and then set down into the track. Likewise, when you have a broken window or need to do maintenance on the door, you can do just the opposite; lift up, pull out from the bottom and you now have the door separated from the track. Many burglars are well aware of the design of these doors and may try to do exactly the same thing, just from the outside (although some doors are made even easier for burglars because they were installed backwards with the sliding section on the *outside* track instead of the inside track!).

So first, open your slider and look up in the track. Is there any type of block or peg that prevents the door, when in the closed position, from being lifted up? You can also test this by closing the door (not locking) and lifting up; did it go up enough to lift out? If so, it's time for the fix.

Reopen the door and in the track install a screw or two (you're putting the screw straight up in the track). Don't put the screw in all the way. Instead, let it hang down 1/4" or so. Now slowly try closing the door, if it hits the screw while sliding, stop and turn the screw in a little more. If it doesn't, back the screw out slightly. The goal is to have the screw out (unscrewed) as far as possible without interfering with the sliding of the door. Once we've accomplished the right length for the screw to extend out, test the door vulnerability by closing and attempting to lift it up. The door top should hit the head of the screw and cannot be lifted out.

Next is stopping the *slide*. Some people simply put something in the track to prevent it from sliding like a piece of wood, stick or other object. This is effective, but vulnerable. Due to the large size of the doors, they can be easily warped or separated (where the slider and permanent windows meet). This allows someone to stick a screwdriver or other object in and lift the piece of wood or other object out of the track, so while this is an added security measure; it's probably not the best. Most people depend heavily on their installed lock (usually a simple up-down lever). Again, this is a good safety measure, but depending on the quality and age of the door, these can be weak security points, too. The best alternative is a sliding bolt. Installed in the floor right in front of the sliding door, or attached to the trim at the top of the door, the bolt slides right into a hole drilled into the sliding door's frame. This securely keeps the door from sliding. These sliding door bolts are easily found at your favorite home improvement or security hardware supplier.

We almost forgot the other sliders...windows! They're just like the sliding doors and carry the same security risks and fortunately, the same fixes!

---

### A Month We Can't Forget



It has been estimated that one in four women will be victims of domestic abuse (domestic violence) in their lifetimes. To combat this crime and bring attention to the abuse, the national Domestic Violence Awareness Month was established and is observed in October.

Many victims of domestic violence remain silent through weeks, months and years of needless suffering and pain. While some do take the first steps in seeking help by calling upon law enforcement or other resources, they become sidetracked with their abuser's pleas for forgiveness and false promises. Many people may not realize that men are also victims of domestic violence and can be even more "silent" as victims, refusing to report incidents of violence. Estimates of men who are victims range from 100,000 to nearly 6 million cases a year in the United States. Violence against men and women by their intimate partner is unacceptable, unlawful and must be stopped.

Combating domestic violence begins with knowing, accepting and understanding that NO ONE deserves to be abused. In some cases, the abuser will attempt to put the victim in a position of guilt, blaming the victim for their abuse or promising that it won't happen again. In far too many cases, the first violent act is just the beginning and professional help is needed.

- If you are aware of an in-progress incident of violence, please call 9-1-1 immediately.
- If you are in a relationship that is building in tension that you believe will lead to violent acts or mental or physical abuse, get help by contacting a resource. (See information below.)
- If you're in a situation where it's occurring, do your best to get out and get away for your own safety. Many times this means leaving the abuser for a period of time or even permanently separating yourself from them. If you do leave, be sure not to go where they would expect you to go and make sure to change all of your contact inform-



City Council Work Session  
Attachment "B-8"  
October 6, 2010

ation and access codes (such as on email accounts, financial systems and voicemails) so they can't track your location.

- Remember that there can be other, less obvious victims of domestic violence. Children listening from their bedrooms as one of their parents is abused will be profoundly affected.
- Get help by requesting a restraining or protective order against your abuser so that they legally must stay away from you and violations can result in arrest.

**DON'T TAKE IT!** If you are the victim of violence, report the crime to us so that we may evaluate the situation and determine the most appropriate response. **SEEK HELP!** There are organizations that provide assistance for victims of domestic violence. Contact us or the National Domestic Violence Hotline listed below for referrals. **DON'T BE FOOLED!** In some cases the pleas for forgiveness are sincere, but in others, they are just a "timeout" until the next incident. Use caution in reconciliation and seek professional assistance.

Stopping the cycle of violence involves not only the victim, but in many cases the assistance of law enforcement, the courts, counselors, advisors, and advocates. If you are a victim or you may believe you will be one, act now.

### National Domestic Violence Hotline (24 hours / 7 Day a Week)

1-800-799-SAFE Hearing Impaired TTY 1-800-787-3224

#### The Monthly 2do List



#### Where's your computer?

Most likely you know exactly where your computer is, but is it really in the best place? While prevention of theft of your computer is extremely important, we'll talk about that in a future edition. Today we're talking about where your computer is in relation to young people having access.

There is so much great information available at the touch of our fingertips these days with the Internet, the ultimate resource tool. For young people the draw to the Internet can be games and social networking (hopefully school work, too!). However, most know, there are things out in cyberspace that we don't want our children exposed to and even more worrisome there are PEOPLE we don't want them to have contact with!

The placement of your computer is paramount. As children begin to find the different sites on the Internet or connect with persons they really don't know (we'll talk about how to limit their exposure to bad people in a future edition) they run a greater risk of connecting with the criminal element or those that want to do harm against them.

A computer in their bedroom with no supervision from the parent or guardian is a recipe for disaster. As kids begin to communicate with the outside world, predators can use this to their advantage and strike up an online (and seemingly harmless, because the child really doesn't know who they are communicating with) conversation and relationship. The computer out of the eyeshot of adults gives the young user the perfect opportunity to communicate with the person(s) that they know their parents may not be happy with. It also is an opportunity for them to visit sites that you may not approve of.

Make computer time and usage a family affair by placing the computer in a strategic location where it is highly visible and you're just over their shoulder. Be sure to put this on your 2do list TODAY.