



2024 ANNUAL REPORT

SANTAQUIN POLICE DEPARTMENT

Santaquin City Police Department

2024 Annual Report

Table of Contents

Chief's Message	2
2024 Organizational Chart	3
Mission Statement	4
Activity Summary	4
Administrative	4
Professional Standards	4
Citizen Complaints	4
Police Service Calls	5
Cases	5
Part 1 Crimes	5
Arrests	6
Traffic	6
Investigations	7
Property	7
Code Enforcement/Animal Control	7
Victim Advocate Services	7

POLICE CHIEF’S MESSAGE

Santaquin City Mayor and Council:

As many of you know, 2024 was an incredibly difficult year for our department, our city, and our community. We suffered an immeasurable loss with the tragic passing of one of our own—a moment that has profoundly impacted us all. In the face of this tragedy, we’ve leaned on one another for strength, working to navigate our new reality with resilience and unity.

The outpouring of support we’ve received—from our local community, fellow law enforcement agencies across the state, and partners nationwide—has been truly extraordinary. In the face of such a difficult year, we have been both humbled and deeply moved by the compassion and solidarity shown to us. These moments, though born from tragedy, have served as a powerful reminder of the many good people who stand behind law enforcement and the strength that comes when a community comes together.

This past year also brought significant changes within our department. In addition to the heartbreaking loss of Sergeant Hooser, we’ve seen retirements, officer transfers, and the addition of several new team members. We are also pleased to announce the recent approval of a new officer, who will begin training at Utah Peace Officer Standards and Training (POST) in January 2025.

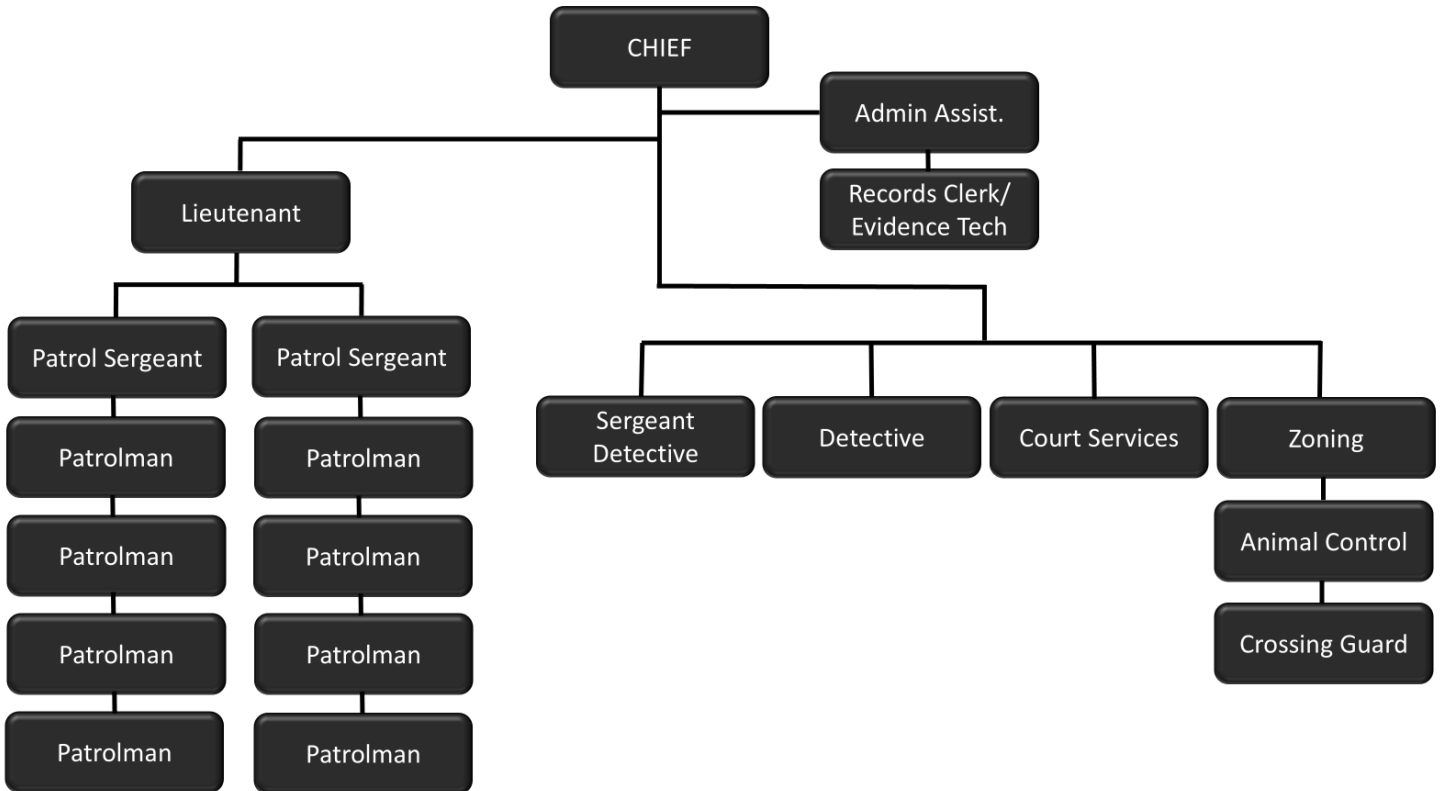
We invite you to review the following report for an overview of the Santaquin Police Department’s activities over the past year. As always, I welcome your questions and encourage you to reach out to me directly with any inquiries.

Respectfully,

Rodney Hurst
Chief of Police

POLICE DEPARTMENT

2024 Organizational Structure



Mission Statement

The Mission of the Santaquin City Police Department is to provide a safe environment for life and property within Santaquin City through quality service.

Activity Summary 2024

Activity Summary 2024	
Total Police Service Calls	8,772
Avg Daily Police Service Calls	24
Cases	5,076
Avg Monthly Cases	423
Avg Daily Cases	14

Crimes Against Person	
Crimes Against Person	437
Homicide	0
Sex Offense	40
Assault	86
Child Neglect/DCFS	56
All Other Crimes Against Person	255
Property Crimes	328
Robbery	1
Fraud/Forgery/Financial Crime	62
Burglary	10
Vehicle Burglary	20
Motor Vehicle Theft	7
Theft	52
Arson	0
Vandalism	76
All Other Property Crime	100
Domestic Violence	71
Arrests	372

Traffic	
Traffic	3,780
Accidents	230
Stops	2,497
Citations	1,053
Fatalities	0
DUI Offenses	39

K9 Deployments	
Total K9 Deployments	20
K9 Deployments Without Arrest	15
K9 Deployments With Arrest	5
K9 Presentations	19

Administrative

Budget

2024-2025 Fiscal Year Budget	
Total Police Budget	\$2,860,375

Grants

Beer Tax Funds- \$22,802.97 + \$15,027.89 carried over from previous year. Total spent: \$37,830.86

For: In-car and body-worn cameras to assist in the apprehension of alcohol-impaired drivers.

JAG Grant Funds- \$4,470.78

For: Equipment for additional (new) officer.

Personnel Actions

	Hired	Resigned	Retired	Killed
Full Time Sworn Officer	7	4	2	1
Reserve/Part Time Officer	2	0	0	0

Professional Standards

The Police Department strives to ensure employees act in a manner consistent with Santaquin City's mission, values, and objectives. Complaints from citizens and alleged policy violations are taken seriously. Investigations are done to determine legitimacy of the complaint or violation and appropriate action is taken accordingly.

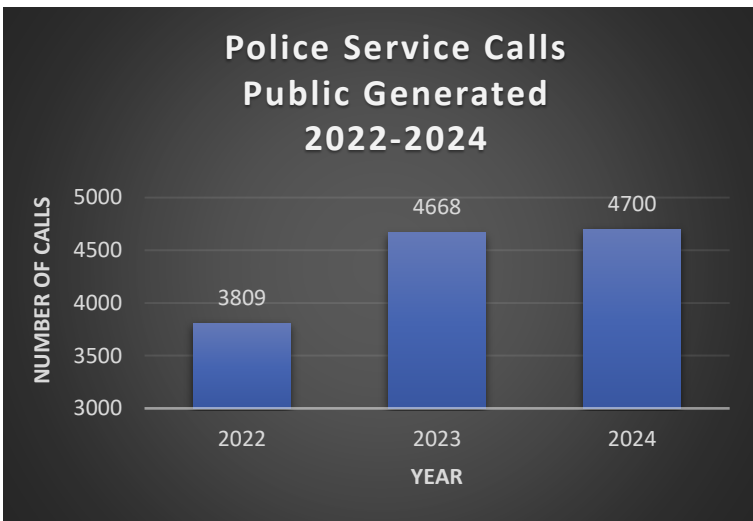
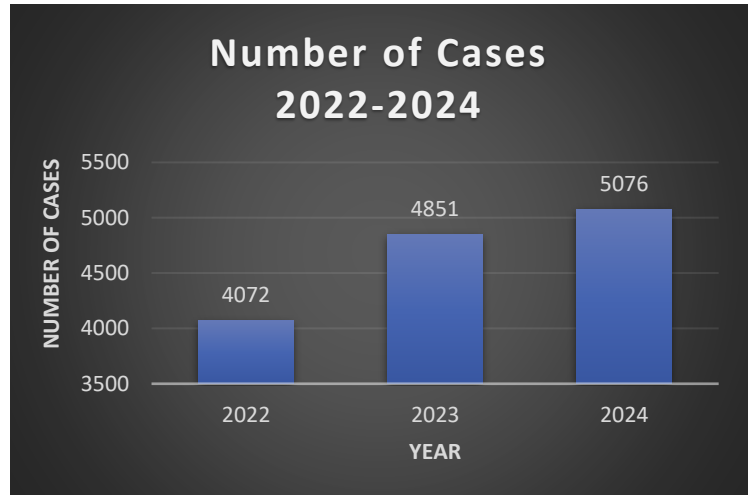
Citizen Complaints

Citizen complaints are those that come from outside sources, including third-party complaints. Citizen complaints are categorized into four (4) types: minor complaints, major complaints, service complaints, and confidential complaints. Complaints are thoroughly investigated and

the Police Chief notifies the complainant in writing of the final disposition.

Police Service Calls

Police service calls include requests solely through dispatch, made by citizens for police service as well as officer-generated activity, some administrative duties, and follow-up on previous calls. These do not include the calls received through the office in which dispatch is not requested. The graph below depicts calls that were specifically generated by the public over the past three (3) years.



Top 10 Cases

Top 10 Cases	
Animal	460
Traffic	365
Agency Assist	231
Parking Problem	213
Motorist Assist/Keys	150
Welfare Check	143
Juvenile Problem	98
Civil Problem	94
Keep the Peace	74
Domestic Violence	64

Cases

Cases are created from police service calls that require documentation by the responding officer, as well as officer-initiated activity. In the graphs displayed on this page, it is evident that the police department is experiencing continual growth consistent with the steady growth of our city population.

Part 1 Crimes

Santaquin City participates in the FBI’s UCR (Uniform Crime Reporting) program. In 2020, our department made the switch from summary-based reporting to incident-based reporting, which is known as NIBRS (National Incident Based Reporting System).

NIBRS reporting is much more in depth and provides the state and FBI with a more accurate depiction of the total crimes being committed. Where summary-based would report only the most severe crime, NIBRS

reports all crimes committed within an incident.

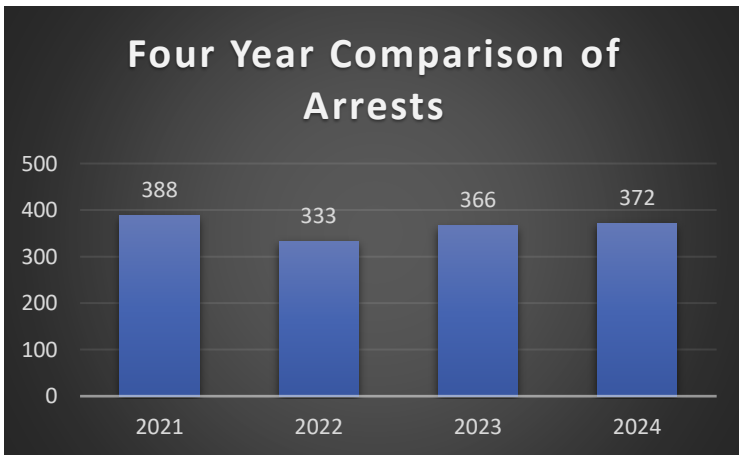
The index crimes reported to the state and FBI over the past two (2) years are listed below.

Index Crimes			
	2023	2024	Change
Homicide	0	0	0%
Rape	0	6	600%
Robbery	0	1	100%
Aggravated Assault	10	9	-10%
Burglary	7	10	43%
Larceny/Theft	51	64	25%
Motor Vehicle Theft	7	7	0%
Arson	0	0	0%
Total Index Crimes	75	97	29%

Yearly Comparison of Index Crimes

Arrests

An arrest is counted when criminal charges are filed on an individual regardless if the individual was cited and released, served with a summons to appear in court, or physically arrested and booked into jail.



The following graph displays the number of jail bookings over the past three years.



2024 Arrest Demographics

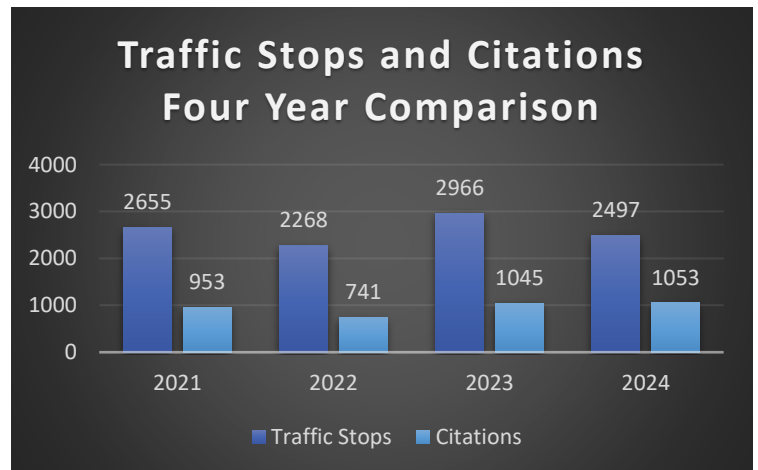
Age Range	
7-14	3%
15-19	25%
20s	19%
30s	28%
40s	15%
50s	6%
60+	4%

Arrests by age range

Traffic

Stops and Citations

There were a total of 2,497 traffic stops and 1,053 citations in 2024.



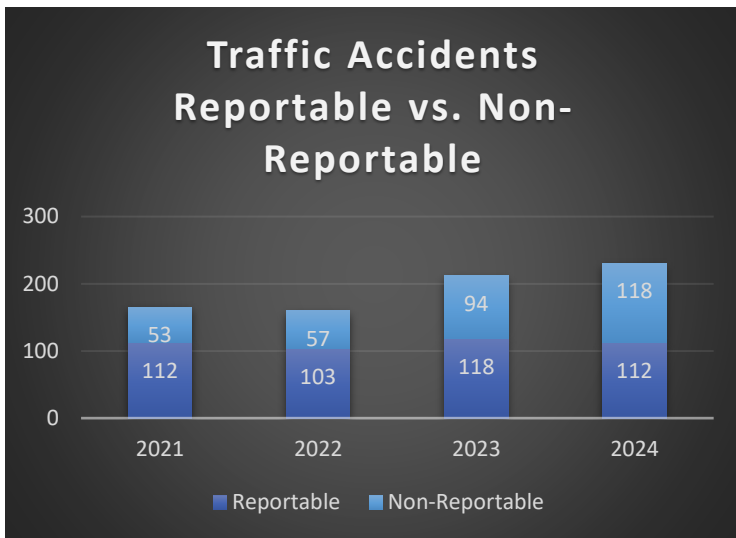
Accidents

Traffic accidents are categorized as either reportable or non-reportable. Accidents resulting in injury to or death of any person, or accidents with total property damage to the apparent extent of \$2,500 are considered reportable.

There were a total of 230 accidents reported in 2024; 112 reportable and 118 non-reportable.

Fatalities

There were zero fatality accidents in Santaquin/Genola in 2024.



Four-year comparison of traffic accidents

Investigations

The Detective Division investigated 106 cases in 2024.

Property

	2023	2024	Change
Items Received	313	545	74%
Items Released	81	91	12%
Items Destroyed	240	415	73%

Yearly comparison of property items handled

Code Enforcement/Animal Control

The code enforcement officer generated 220 cases in 2024, while our animal control officer (ACO) generated 370 cases. Since both officers are also sworn law enforcement officers, not all of these cases were strictly animal or code enforcement. Our code enforcement officer also retired in September, 2024.

Below are the code enforcement/ACO cases our whole department has taken in 2024.

Code Enforcement/ACO Cases	
Abandoned Vehicle/Impounds	19
Animal Complaint	460
Motorist Assist/Keys	150
Nuisance	7
Parking Problem	213
Other Code Enforcement	8
Total	857

Code enforcement/ACO cases by violation

Code Enforcement/ACO Citations	
Animal	26
Other	2
Total	28

Code enforcement/ACO citations

Victim Advocate Services

Santaquin City contracts with the Utah County Sheriff's Office for victim advocate services. The services offered are broken down into the following categories:

- Information and Referral
- Personal Advocacy/Accompaniment
- Emotional Support/Safety
- Shelter/Housing
- Criminal/Civil Justice System
- Additional Services

The following graph displays the number of clients served under each service offered in the year 2024 in comparison to the previous year 2023.

