



2025 ANNUAL REPORT

SANTAQUIN POLICE DEPARTMENT

Santaquin City Police Department

2025 Annual Report

Table of Contents

Chief’s Message2
2025 Organizational Chart3
Mission Statement4
Activity Summary4
Administrative4
Professional Standards4
Citizen Complaints4
Police Service Calls4
Cases5
NIBRS5
Arrests6
Traffic7
Investigations7
Property7
Victim Advocate Services8

POLICE CHIEF’S MESSAGE

Honorable Mayor and Members of the City Council:

On behalf of the Santaquin City Police Department, I am pleased to present the 2025 Annual Report for your review. This report highlights key activity trends and performance measures that reflect both the dedication of our officers and the continued growth of our community.

In 2025, the department saw several significant increases in service demands. Total police service calls rose to **9,544**, and documented cases reached **6,223**, marking an all-time high for our agency. Additionally, traffic activity continued to expand, with **3,289 traffic stops** and **1,559 citations**, while maintaining **zero traffic fatalities** for the year. These increases align closely with Santaquin’s ongoing population growth and development, which continue to drive a greater need for public safety services and responsive policing.

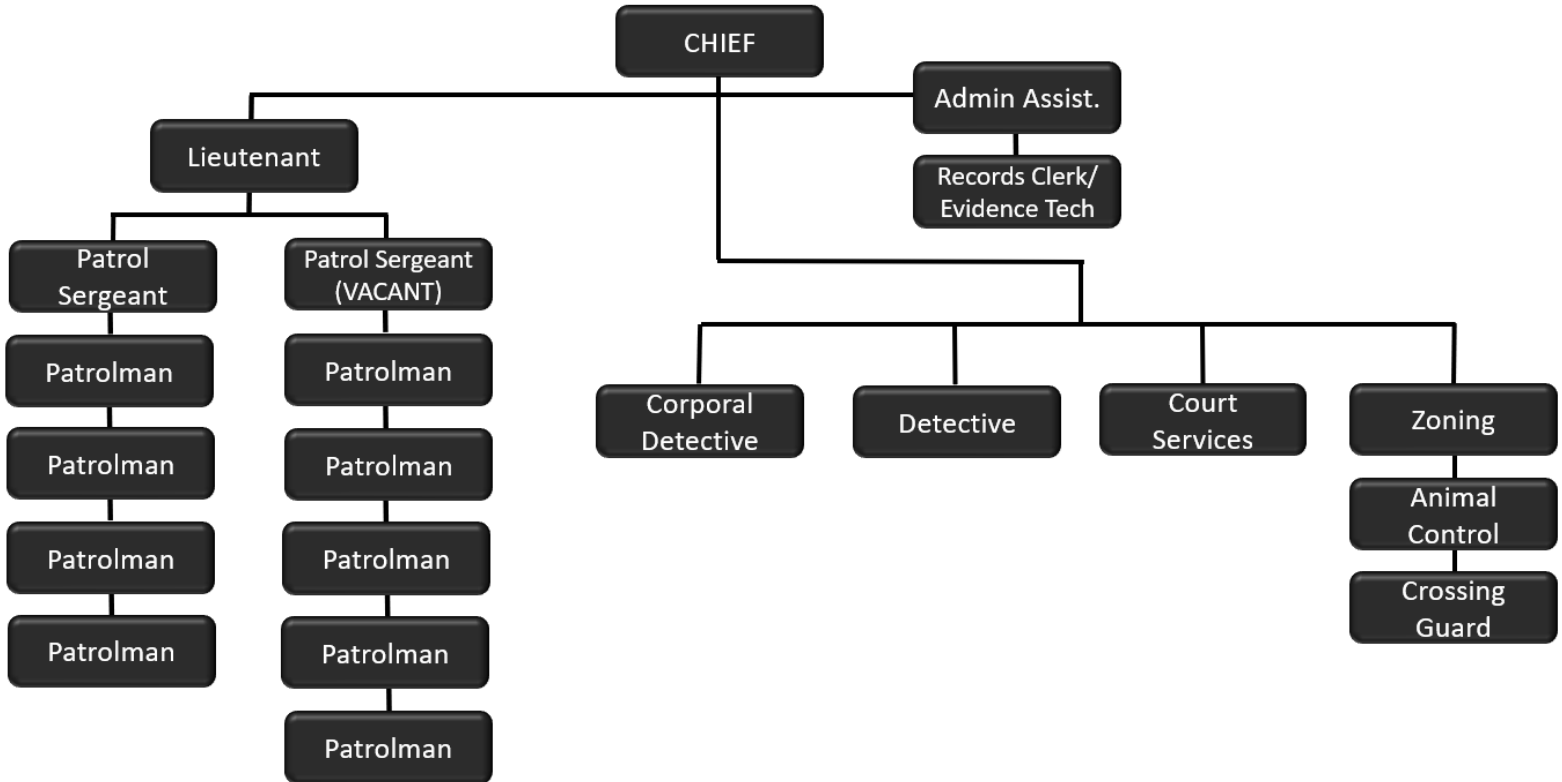
We invite you to review the full report and welcome any questions or feedback you may have. Your leadership and support remain essential as we adapt to the evolving needs of our growing city and strive to provide the highest level of service to our residents.

Respectfully,

Rodney Hurst
Chief of Police

POLICE DEPARTMENT

2025 Organizational Structure



Mission Statement

The Mission of the Santaquin City Police Department is to provide a safe environment for life and property within Santaquin City through quality service.

Personnel Actions

	Hired	Resigned	Retired
Full Time Sworn Officer	4	2	0
Reserve/Part Time Officer	1	0	0

Activity Summary 2025

Total Police Service Calls	9,544
Avg Daily Police Service Calls	26
Cases	6,223
Avg Monthly Cases	518
Avg Daily Cases	17
Citations	1,559
Avg Daily Citations	4
Arrests	496
Traffic	3,555
Stops	3,289
Accidents	215
Fatalities	0
DUI Offenses	51
Total K9 Deployments	42
K9 Deployments Without Arrest	5
K9 Deployments With Arrest	18
K9 Presentations	19

Professional Standards

The Police Department strives to ensure employees act in a manner consistent with Santaquin City’s mission, values, and objectives. Complaints from citizens and alleged policy violations are taken seriously. Investigations are done to determine legitimacy of the complaint or violation and appropriate action is taken accordingly.

Administrative

Budget

2025-2026 Fiscal Year Budget	
Total Police Budget	\$3,384,219

Grants

Beer Tax Funds Received: \$16,571
 Total spent: \$16,255.50
For: In-car and body-worn cameras to assist in the apprehension of alcohol-impaired drivers.

JAG Grant Funds- \$4,500
For: Base shirt and body-worn vest outer carrier for each officer.

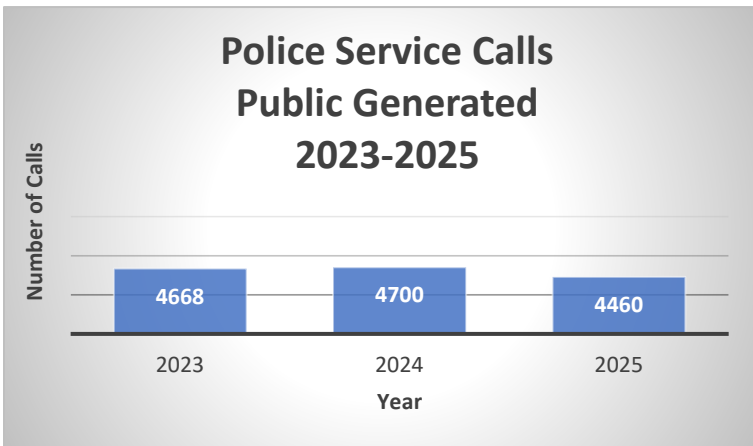
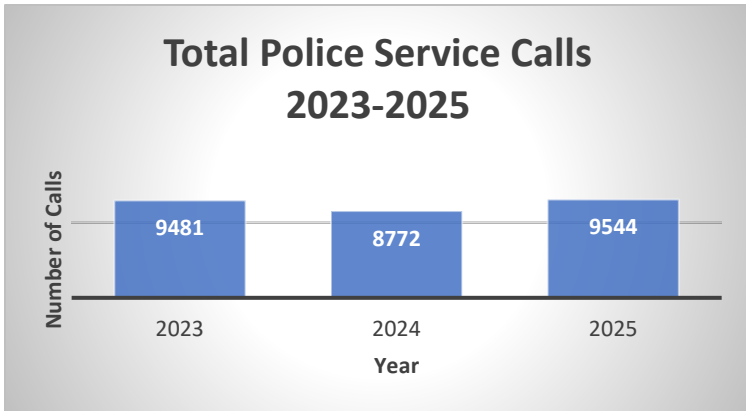
Citizen Complaints

Citizen complaints are those that come from outside sources, including third-party complaints. Citizen complaints are categorized into four (4) types: minor complaints, major complaints, service complaints, and confidential complaints. Complaints are thoroughly investigated and the Police Chief notifies the complainant in writing of the final disposition.

Police Service Calls

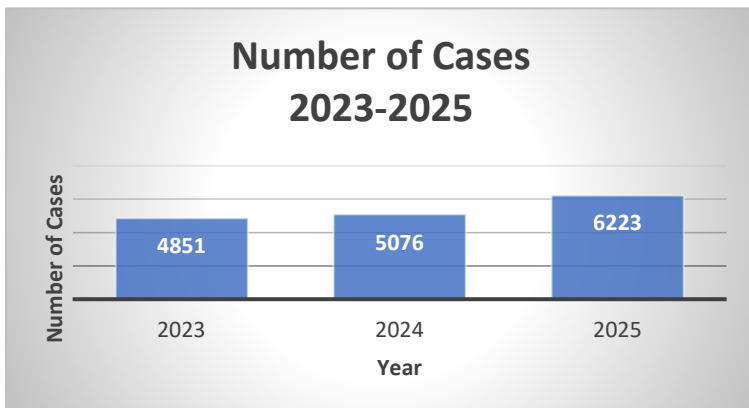
Police service calls include requests solely through dispatch, made by citizens for police service as well as officer-generated activity, some administrative duties, and follow-up on previous calls. These do not include the calls received through the office in which dispatch is not requested.

The following graphs show the total number of calls for service as well as the numbers that were specifically requested by the public.



Cases

Cases are created from police service calls that require documentation by the responding officer, as well as officer-initiated activity.



Top 10 Cases

Top 10 Cases	
Animal	403
Traffic	304
Parking Problem	292
Motorist Assist/Lockout	199
Fingerprints	173
Welfare Check	151
Agency Assist	137
Civil Problem	98
Domestic Violence	91
Keep the Peace	79

National Incident Based Reporting System (NIBRS)

Santaquin City participates in the FBI’s Uniform Crime Reporting (UCR) program. Using the National Incident Based Reporting System (NIBRS), the number of crimes committed and reported to the police department are reported to the State and FBI each month based on a very specific set of criteria. At the end of each year, these statistics are published on the following websites:

Utah State Crime Stats:

<https://bci.utah.gov/utah-crime-statistics/>

FBI Crime Stats:

<https://www.fbi.gov/how-we-can-help-you/more-fbi-services-and-information/ucr>

NIBRS reporting provides a very detailed account of what specific crimes are occurring within each police agency’s jurisdiction.

NIBRS crimes are broken down into Crimes Against Persons, Crimes Against Property, and Crimes Against Society.

Santaquin City Annual Report — 2025
Police Department

2025 NIBRS Crimes Against Persons	
Aggravated Assault	10
Simple Assault	54
Intimidation	18
Assault Offenses Total	82
Murder/Nonnegligent Manslaughter	0
Negligent Manslaughter	0
Homicide Offenses Total	0
Human Trafficking/Commercial Sex Acts	0
Human Trafficking/Involuntary Servitude	0
Human Trafficking Offenses Total	0
Kidnapping/Abduction	13
Rape	6
Sodomy	1
Sexual Assault with an Object	2
Fondling	11
Forcible Sex Offenses Total	20
Incest	0
Statutory Rape	0
Non-Forcible Sex Offenses Total	0
Crimes Against Person Total	115

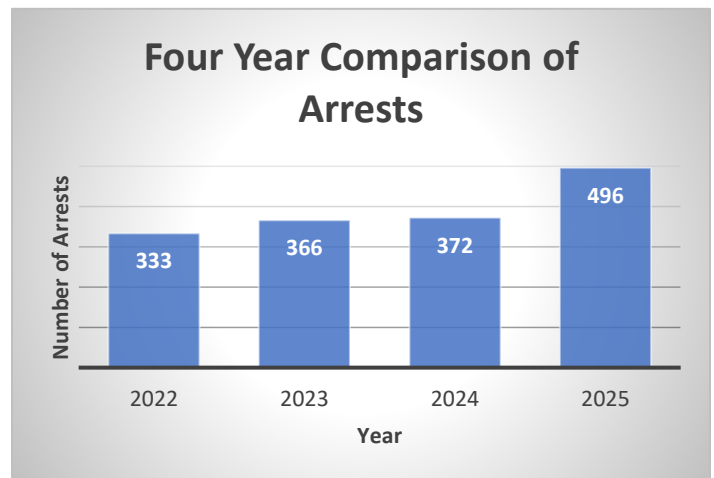
Larceny/Theft Offenses Total	31
Motor Vehicle Theft	2
Robbery	3
Stolen Property Offenses	2
Crimes Against Property Total	194

2025 NIBRS Crimes Against Society	
Animal Cruelty	0
Drug Equipment Violations	59
Drug/Narcotic Violations	82
Drug/Narcotic Offenses Total	141
Gambling Equipment Violations	0
Operation/Promoting/Assisting	0
Gambling Offenses Total	0
Pornography/Obscene Material	9
Prostitution	0
Assisting or Promoting Prostitution	0
Purchasing Prostitution	0
Prostitution Offenses Total	0
Weapon Law Violations	9
Crimes Against Society Total	159

2025 NIBRS Crimes Against Property	
Arson	0
Bribery	0
Burglary/Breaking & Entering	8
Counterfeiting/Forgery	3
Destruction/Damage/Vandalism	71
Embezzlement	0
Extortion/Blackmail	7
False Pretenses/Swindle/Confidence Game	59
Credit Card/ATM Fraud	6
Impersonation	0
Welfare Fraud	0
Wire Fraud	0
Identity Theft	2
Hacking/Computer Invasion	0
Fraud Offenses Total	67
Pocket-Picking	0
Purse-Snatching	0
Shoplifting	12
Theft From Building	0
Theft From Coin/Operated Machine	0
Theft From Motor Vehicle	2
Theft of Motor Vehicle Parts or Accessories	0
All Other Larceny/Theft	17

Arrests

An arrest is counted when criminal charges are filed on an individual regardless of whether the individual was cited and released, served with a summons to appear in court, or physically arrested and booked into jail.



The following graph displays the number of jail bookings over the past three years.



2025 Arrest Demographics

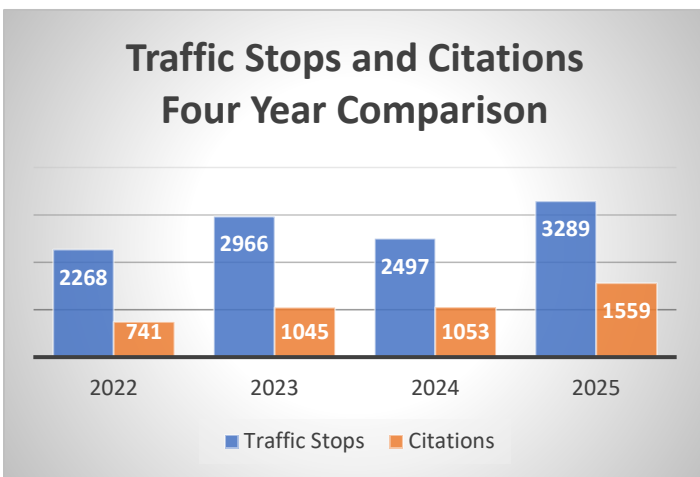
Age Range		
7-14		5%
15-19		25%
20s		25%
30s		18%
40s		16%
50s		9%
60+		2%

Arrests by age range

Traffic

Stops and Citations

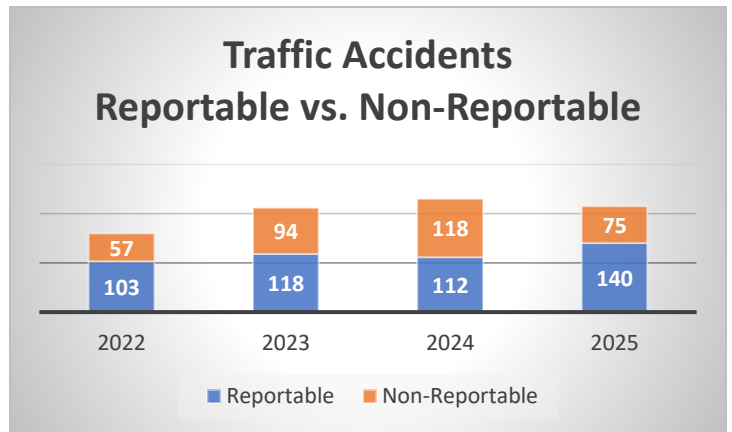
There were a total of 3,289 traffic stops and 1,559 citations in 2025.



Accidents

Traffic accidents are categorized as either reportable or non-reportable. Accidents resulting in injury to or death of any person, or accidents with total property damage to the apparent extent of \$2,500 are considered reportable.

There were a total of 215 accidents reported in 2025; 140 reportable and 75 non-reportable.



Four-year comparison of traffic accidents

Fatalities

There were zero fatality accidents in Santaquin/Genola in 2025.

Investigations

The Detective Division investigated 141 cases in 2025.

Property

	2024	2025	Change
Items Received	545	473	-13%
Items Released	91	67	-26%
Items Destroyed	415	309	-25%

Yearly comparison of property items handled

Victim Advocate Services

Santaquin City contracts with the Utah County Sheriff’s Office for victim advocate services. The services offered are broken down into the following categories:

- Information and Referral
- Personal Advocacy/Accompaniment
- Emotional Support/Safety
- Shelter/Housing
- Criminal/Civil Justice System
- Additional Services

The following graph displays the number of clients served under each service offered in the year 2025 in comparison to the previous year 2024.

